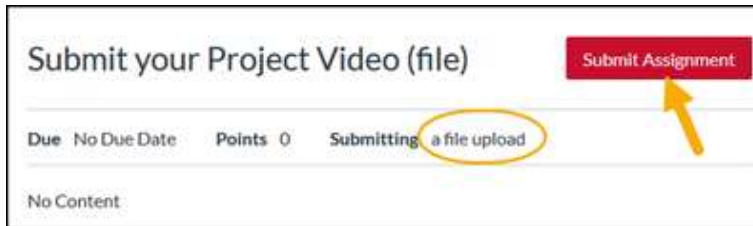


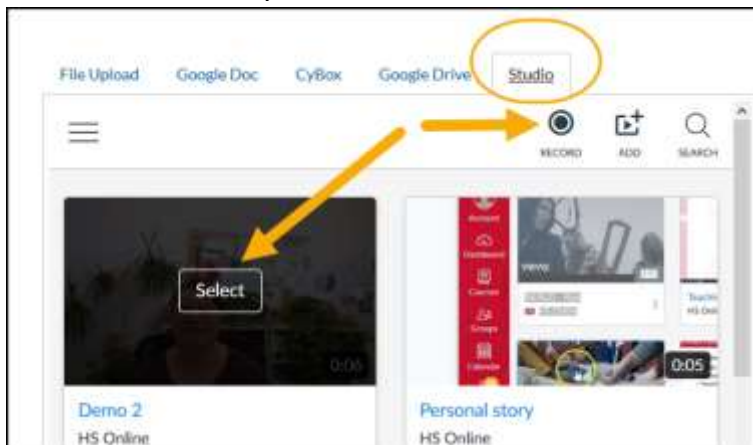
## CANVAS: How to submit a video to a File Upload Assignment

An instructor can set up an [online assignment](#) to accept several different types of submissions: text entry, file upload submission, website URL, or media recording. The assignment can be set up to allow only one specific type of submission, or may allow the student to select between two or more choices. The submission process is different for each online assignment type.

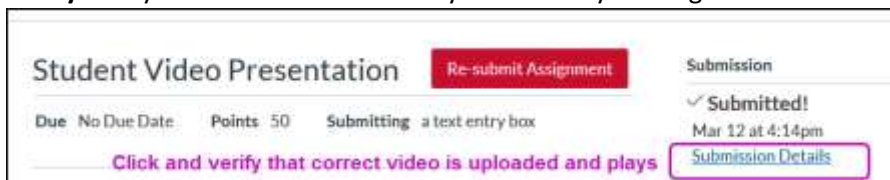
1. Go to your assignment. Click the red “**Submit Assignment**” button in the upper right corner.



2. Click the **Studio** tab
3. Hover on the video you wish to submit then click **Select**, or **record** a new video.



4. In the setting prompts, leave the “**Allow Comments**” turned on (green).
5. Click the “**Embed**” button.
6. Click the red “**Submit Assignment**” button.
7. **Verify** that your submission includes your video by clicking the “**Submission Details**” link.



- Make sure you have submitted the correct video and that it plays.
- If there is a problem, you can resubmit up until the assignment Due date.