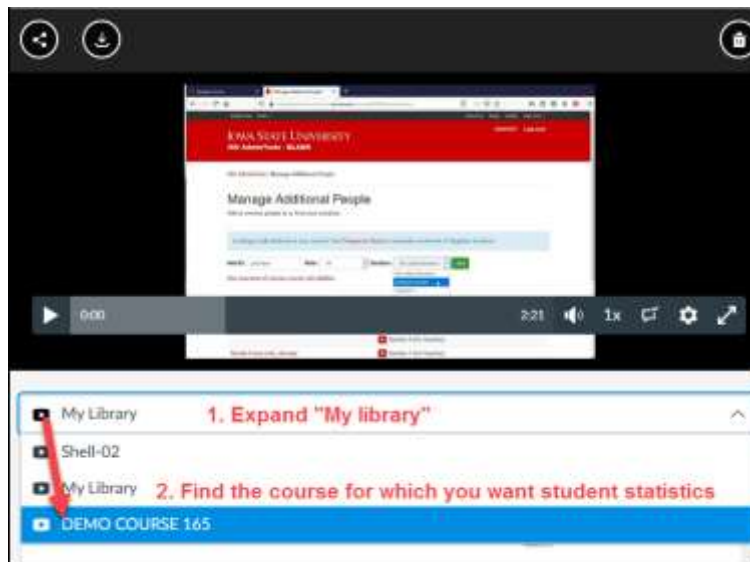
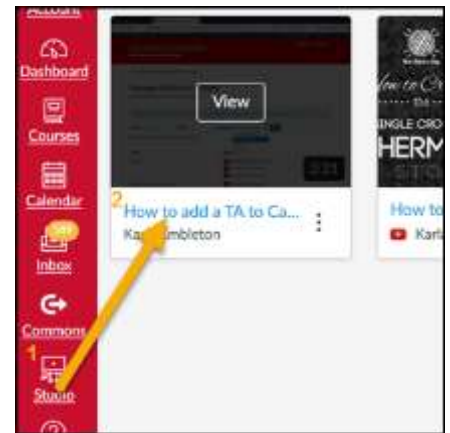
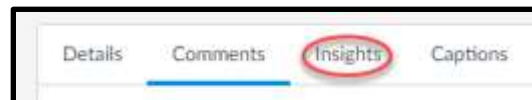


STUDIO: How to check Student video viewing

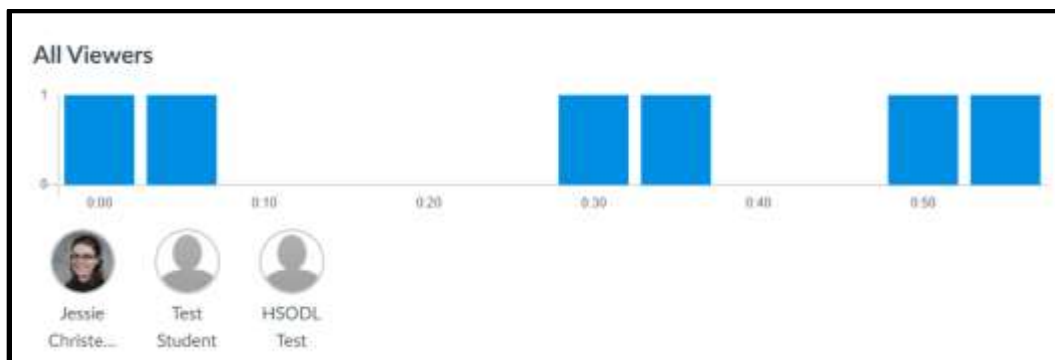
1. In Canvas, click the “Studio” link on the red global menu
2. Find the video that you want to check.
Click on its name.
3. A video can be used in several classes.
Expand the “My Library” menu and select the class whose student’s you want to check from the drop-down menu.



4. Click the **Insights** tab.



5. The default view shows average stats for all viewers.



6. Click on individual students to see viewing statistics specific to each person.

7. The graph shows how much of the video they watched.

- Any gaps represent places they skip.
- If it doesn't go all the way to the end, the individual did not finish the video.

