

## CANVAS: How to limit Assignment Submissions

### Problem:

By default, Canvas always allows students to resubmit online assignments (Text, URL, media recording or file uploads) up until the final closing date for the activity, which is specified by the “Until” date, not the “Due” date.

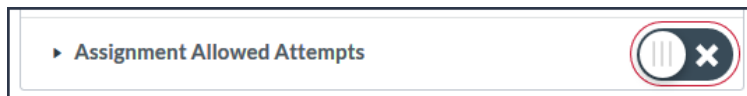
All submissions and resubmissions can be viewed by the instructor in SpeedGrader. However a student can only see their last submission and the feedback to the last submission. The instructor must process each submission, including any resubmissions even if an earlier one by the student was already graded. This creates extra work for the instructor, the student loses access to any feedback on earlier submissions when they resubmit, and there is a potential for inaccurate course grades if submissions are overlooked by the instructor.

### Solution:

Canvas now allows an instructor to change a course setting so that instructor can control the number of submissions each student can make. To turn on the submission control feature:

- Settings > Feature Options tab (top) > scroll to bottom of list > click the black X (off) switch so it turns green (on).

Default assignment submission control setting = OFF:

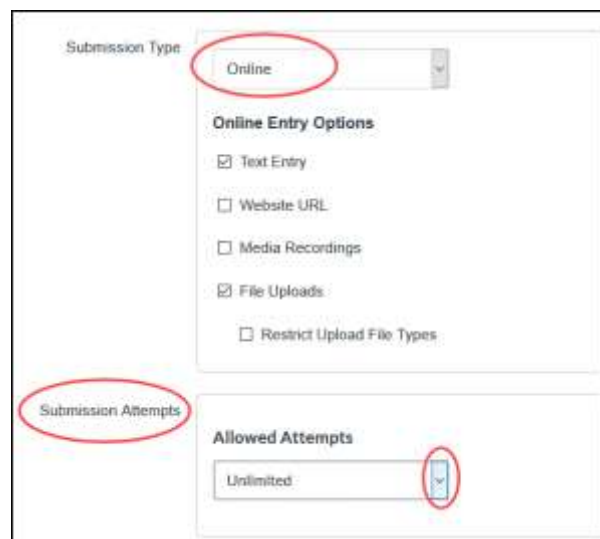
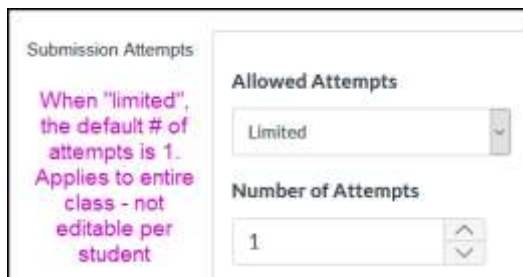


Assignment control setting turned ON:



When the control is turned on, the instructor sees a new “Submission attempts” panel in any assignment that is an “online”. The default will still be set to unlimited submissions. The instructor can change the Allowed Attempts to “limited” and specify a maximum number of attempts.

Remember to save any assignment settings and verify them with the student view.



### What does a student see?

When the number of submission attempts is unlimited, the student sees no reference to attempt number when they click on the assignment overview page.

<b>Report</b>			<b>Submit Assignment</b>
<b>Due</b>	No Due Date	<b>Points</b> 100	<b>Submitting</b> a text entry box or a file upload

When the submission attempts are limited, the limit is included in the overview page along with the number of submissions the student has made so far.

<b>Report</b>			<b>Submit Assignment</b>
<b>Due</b>	No Due Date	<b>Points</b> 100	<b>Submitting</b> a text entry box or a file upload
<b>Attempts</b>	0	<b>Allowed Attempts</b>	1