

CANVAS: How to specify the course Home Page (entry point)

The course Home page is where participants enter the course. There are five different options: select the one that provides the most effective and efficient entry point for your students.




Choose Course Home Page

Select what you'd like to display on the home page.

- ☐ Course Activity Stream
- ☐ Pages Front Page welcome (Change)
- ☒ Course Modules ← Default
- ☐ Assignments List
- ☐ Syllabus

Each one provides the student with a “To Do” list on the right side.

In Course Detail Settings, you can specify that recent announcements appear at the top of the Home Page.



Description:

fewer options

☒ Show recent announcements on Course home page

3 Number of announcements shown on the homepage

Specify course Home page (= entry page)

- Click “Home” in the course menu



- Look to the far right menu and click “Choose Home Page”



The default is “Course Modules”, which is an inefficient and unattractive choice.

RECOMMENDATION: Set Home Page to “Syllabus” or to “Pages FrontPage”.

If HOME= COURSE ACTIVITY STREAM

The Course Activity Stream lets students see the most recent activity and interactions for the course. It is very similar to the recent activity stream in the Dashboard but only shows content for the specific course. It provides very little information or guidance for navigating the course and thus could be confusing as a starting point.

If HOME = PAGES FRONT PAGE

The PAGE option allows the instructor to design the course home page as a “web page” that can include links, images, and rich media. It is saved in the PAGE storage folder.

First, go to Pages and create, save, and publish the page.

Then, on the Pages screen, flag this specific page as the ‘FrontPage’ option.

To finish, click “Home”, select “Pages Front Page”.



If HOME= COURSE MODULES

If your Home Page is set to view Course Modules, in addition to the To Do list, the sidebar displays:

- A “Coming Up section”, which lists activities coming up in the course schedule within the next 7 days. Users can click the Calendar link to access the course calendar.
- The Recent Feedback section, which shows assignments with instructor feedback during the last four weeks (this section shows to all user roles but feedback is only displayed to students).

If HOME= ASSIGNMENT LIST

The Assignment List shows the list of **published** assignments for the course. The list can be sorted by date or type of assignments and there is a search tool to help find activities by a keyword. Users can click on an assignment to view more details about it.

If HOME = SYLLABUS

The Syllabus is basically an editable webpage (like PAGE) that also includes a course calendar, reminders, and an auto-generated schedule of all published course assignments.


It is recommended that you build an efficient and attractive navigation structure containing links to each module. If you wish, include images and rich media. Provide instructor contact information, a link to the class syllabus (as a stored file) and other information (e.g., welcome video, initial survey).

Tip: If you set HOME= Syllabus, remove “Syllabus” from the Course Menu.

Example of Course with Home page set to "Syllabus" and a modified Course Menu.

Home
Announcements
Modules
Discussions
Quizzes
Grades

Recent Announcements


First Day: What to Bring
Welcome students! Welcome to class! For ...
Posted on:

[View Course Stream](#)


August 2018

29	30	31	1	2	3	4
5	6	7	8	9	10	11
12	13	14	15	16	17	18
19	20	21	22	23	24	25
26	27	28	29	30	31	1
2	3	4	5	6	7	8

Course assignments are not weighted.

DEMO-AMD165

[Jump to Today](#)



Prof. Jane Doe
000 Lebaron
(515) 294-0000
me@iastate.edu




Syllabus:

- [Syllabus](#)
- [Course overview \(PPT\)](#)

Topics

1. First Day	8. Sex & Gender	• Info for Group Presentations
2. Introduction	9. Sexuality	• Textbook Info
3. Social Justice	10. Body Size & Shape	• Labs
4. Culture & Dress	11. Facial Attractiveness	• Student Guides
5. Subcultural Style	12. Disability	
6. Social Science Theories	13. Religion	
7. Fashion Theories	14. Race & Ethnicity	

Course Summary:

Date	Details	
Fri Jan 26, 2018	 Dress and Identity Interview Assignment	due by 5pm
Tue Mar 20, 2018	 Laramie Project Film Assignment	due by 5pm
Fri Mar 30, 2018	 Dress Experiment Assignment	due by 5pm

Student's view of Course Menu.

Instructor adds links to syllabus and general course information. Documents can be previewed inline, opened in separate tab, or downloaded.

Instructor created navigation table so students can quickly go to correct module. Often called Week 1, Week 2, etc.

Canvas auto-generated schedule based on activity dates. Instructor cannot edit, except by altering assignments